

Using the “RHV 360” Augmented Reality App to demonstrate:

How 360° Protection for your Supply Chain works in a Drive-Thru Application

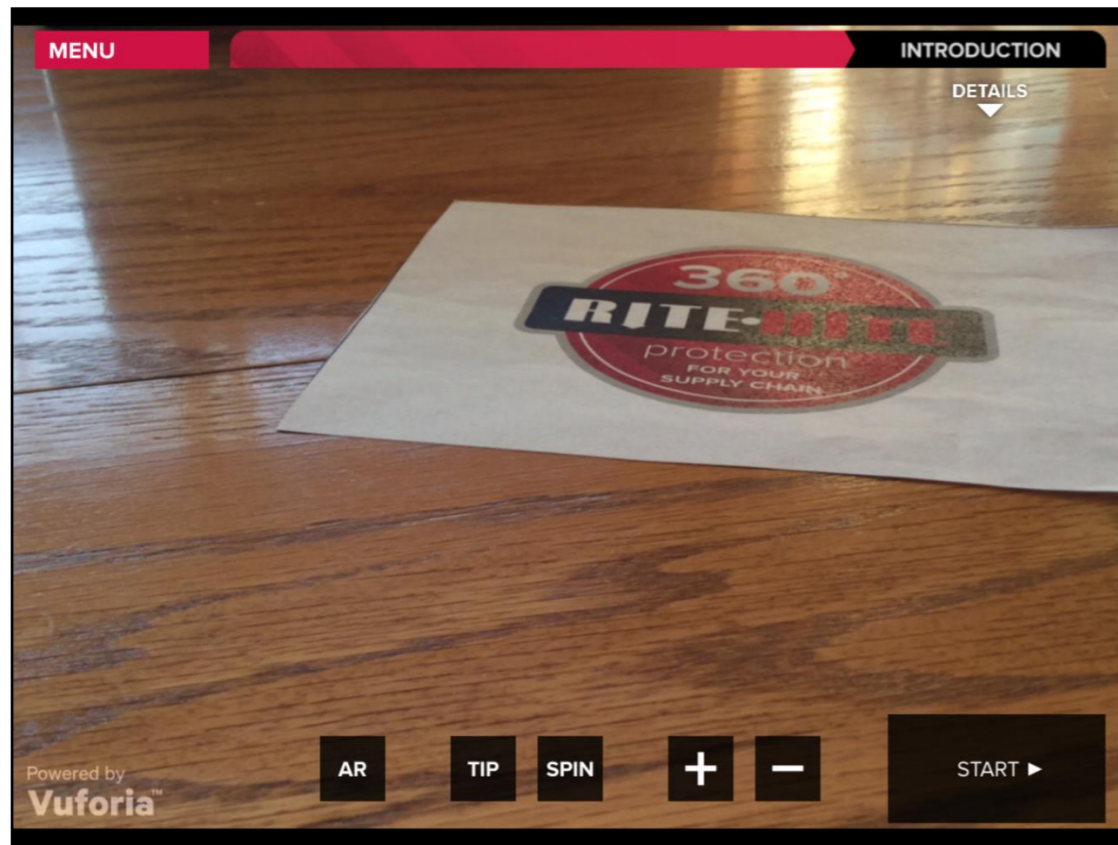
To get started you will need:

- 1.** To load the “RHV 360” app to your iPad
- 2.** A target* that looks like the logo below

* Targets can be found on the back of each full-line leveler brochure and can also be downloaded to a mobile device or be printed by [clicking here](#)



Launch the app & sync with your target...



Launch the app and use the iPad camera to focus in on the target



When a connection is made between the camera and target you will see the image above

...Now the demonstration can begin

Navigating the app...

Operation and control of the app occurs with a variety of “buttons” allowing you to customize each presentation.



← The “AR” button takes the app out of Augmented Reality mode, allowing the animation to automatically play out (*if you are without a target or are uncomfortable operating in AR mode*)

↙ “TIP” will change the perspective from straight-on to perpendicular

↓ + or –
allows you to
zoom-in or zoom-out

↓ “SPIN” allows to you pivot from outside at the dock approach to inside of the building

Navigating the app...



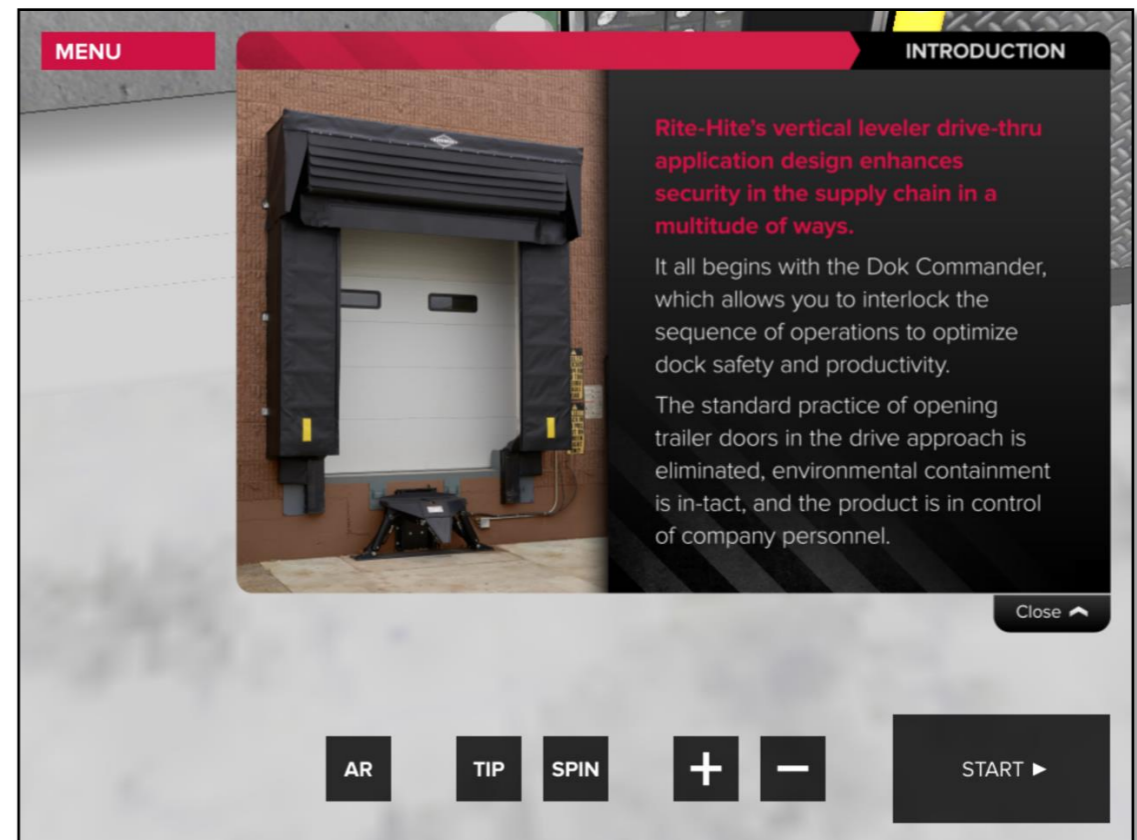
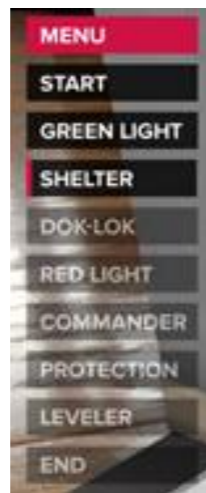
“DETAILS” outlines various steps in the drive-thru process including:

- » equipment
- » sequence of operations
- » etc..

This feature speaks to the specific animation that you are presenting and provides discussion points to share with the customer

“MENU” provides a drop down display of the topics covered.

It can be used to revisit previous topics in the sequence



Operating the app...

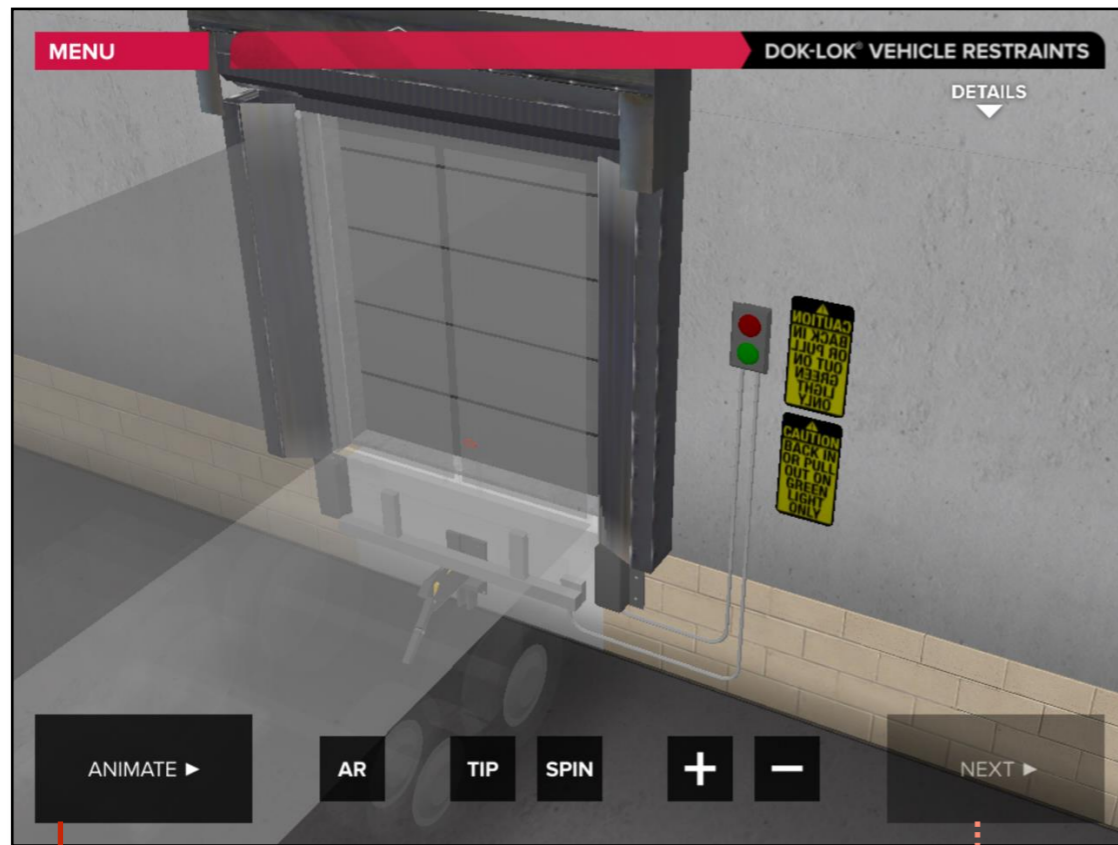


- » You now have control of the demo and can rotate the target or iPad as needed to achieve the best view for you.
- » Make sure you keep the camera focused on the target.
- » Once you are in position tap “START”



You can always replay the last scene by tapping “REPLAY”

Operating the app...



Now that you have started the presentation tap "ANIMATE" to play out that portion of the drive-thru app

In this sequence the Dok-Lok® will engage and secure the truck

All animations must play out before proceeding to the next screen



"NEXT" will take you to the next step in the drive-thru process after animations are played out and details are discussed