

NEXT ASSEMBLY

4

3

DWG NO. 2205A001

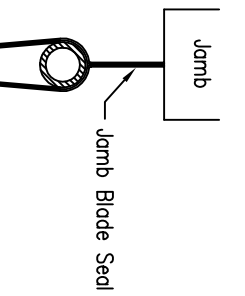
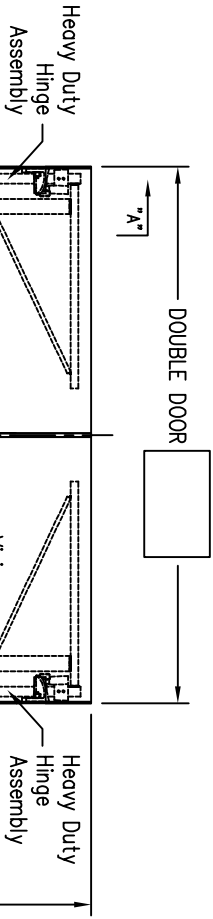
SHEET

REV A

1

REVISION HISTORY

REV	DESCRIPTION	EN	DATE	BY	APPROVED
A	REMOVE MEDIUM DUTY HINGE	5901	9/2/2009	RJK	



**SPECIFICATIONS:**

USAGE GUIDELINES: FOR HIGH AND/OR WIDE LOADS.

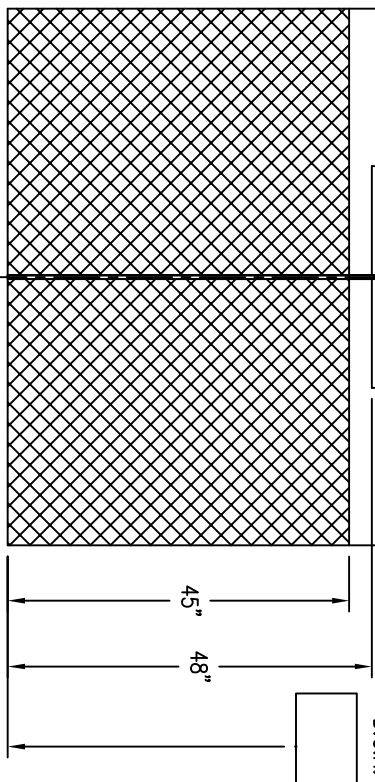
DOOR SIZE: MINIMUM SIZE: 4' WIDE x 6'-6" HIGH (PAIRS)  
 MAXIMUM SIZE: 10' WIDE x 10' HIGH (PAIRS)

DOOR MATERIAL:  50 oz. VINYL, COLOR: BLACK  
 CLEAR PVC - SEWN IN PLACE  
 STANDARD MATERIAL  
 LOW TEMP MATERIAL  
 14" x 16"

WEAR PANEL:  BLACK TU-PLY 45" HIGH  
 HEAVY DUTY STEEL, W/ ADJUSTABLE SPRING TENSION, TOP MOUNTED, SELF CLOSING  
 HEAVY DUTY STAINLESS STEEL, W/ ADJUSTABLE SPRING TENSION, TOP MOUNTED, SELF CLOSING  
 180° HINGING (90° EITHER DIRECTION)

HINGE OPTIONS:  HEAVY DUTY STEEL, W/ ADJUSTABLE SPRING TENSION, TOP MOUNTED, SELF CLOSING  
 HEAVY DUTY STAINLESS STEEL, W/ ADJUSTABLE SPRING TENSION, TOP MOUNTED, SELF CLOSING  
 180° HINGING (90° EITHER DIRECTION)

**SECTION "A"-"A"**

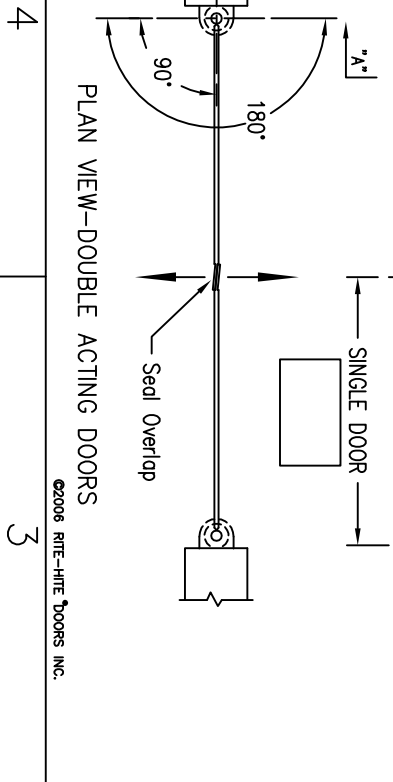


ITEM	QTY	PART NO.	DESCRIPTION
PARTS LIST / MATERIAL			

**RITE-HITE DOORS INC.**

ARCHITECTURAL APPROVAL  
 MODEL 2600 VINYL

INCH TOLERANCES		DO NOT SCALE DRAWING	
OVER	LIP TO	+/-	
0	0.125	0.005	MM-DD-YY
0.125	0.25	0.010	DRAWN BY JMC
0.25	1.25	0.020	DATE 3/19/2003
1.25	5	0.030	CHECKED BY
5	15	0.040	DATE
15	40	0.060	APPROVED BY
40	80	0.100	DATE
80	-	0.125	INITIAL EN
FINISH		DATE ISSUED 3/9/2003	
7/-1 D69		SCALE 3/4"=1'	



4

3

2

1

©2006 RITE-HITE DOORS INC.